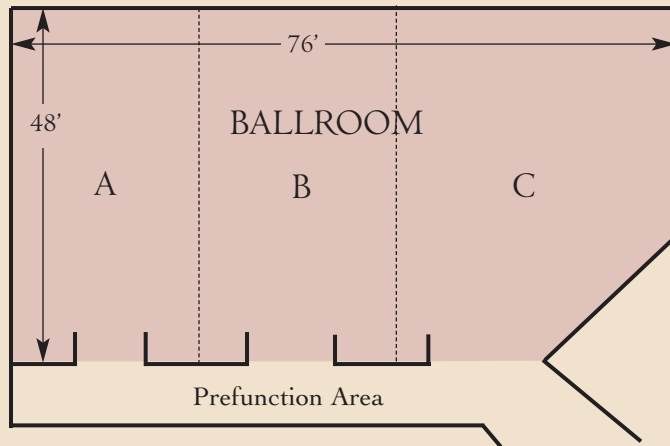
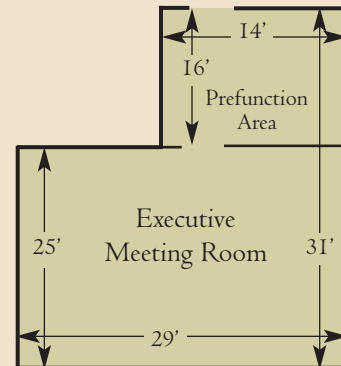
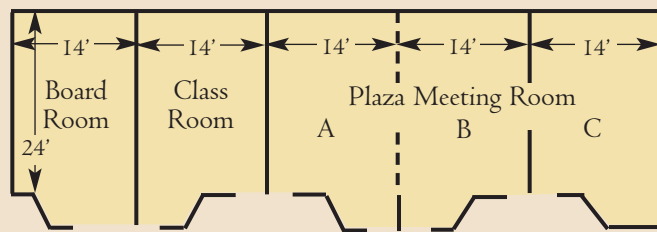




MEETING AND BANQUET FACILITIES AND CAPACITIES



LOBBY LEVEL



Room	LxWxH	Sq. Ft.	Banquet	Reception	Theater	Classroom
Complete Ballroom	76 x 48 x 12	3,192	300	450	500	200
Ballroom A	24 x 48 x 12	1,008	80	150	120	70
Ballroom B	24 x 48 x 12	1,008	90	150	120	80
Ballroom C	28 x 48 x 12	1,176	70	125	120	50
Combination A & B	48 x 48 x 12	2,016	180	250	260	160
Combination B & C	52 x 48 x 12	2,184	180	225	260	140
Executive Meeting Room	29 x 25 x 8	809	70	100	100	48
Boardroom	14 x 24 x 8	336	12	12	-	-
Classroom	14 x 24 x 8	336	18	20	25	12
Plaza Meeting Room A & B (Each)	14 x 24 x 8	336	16	16	20	9
Plaza Meeting Room A & B (Combined)	28 x 24 x 8	672	40	40	50	30
Plaza Meeting Room C	14 x 24 x 8	336	12	12	-	-